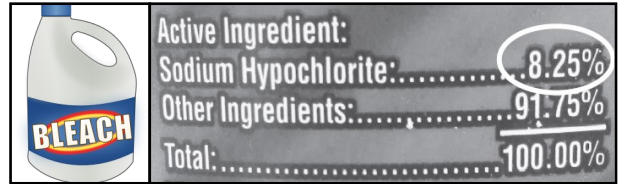


Sanitizer & Disinfectant Guidance


Bleach Used as a Sanitizer or Disinfectant

Clorox and other bleach manufacturers are an approved sanitizer and disinfectant. Bleach concentration is now stronger. Find the percentage of sodium hypochlorite (the active ingredient) on bleach bottle. It must be 8.25%. Avoid splashless and scented bleaches.



Bleach to Water Mixing Instructions:

Mix bleach with cool water to make solution using the chart the below as a guide.

Amount of Water	Amount of Bleach for Sanitizer (50-200 ppm)	Amount of Bleach for Disinfectant (> 2400 ppm)
1 Gallon (128 ounces)	1 to 2 Teaspoons	8 Tablespoons or 1/2 cup (4 oz.)
1 Quart (32 ounces)	¼ to ½ Teaspoon	2 Tablespoons (1 oz.)
1 Pint (16 ounces)	⅛ to ¼ Teaspoon	1 Tablespoon (.05 oz.)
**Always use Chlorine test strips to ensure proper concentration. <i>Hydrion™ Chlorine Test Strips or similar brands are available for purchase online.</i>	Concentration: 50-200 ppm 	Concentration: > 2400 ppm
Clean surfaces first to remove visible soil, dirt and contamination <u>before</u> using bleach solution.	Sanitize toys, food preparation surfaces, tables, mats, door knobs, highchairs	Disinfect bathrooms, diaper changing tables, toilet seats, surfaces contaminated with high hazard fluids (vomit, stool, urine, blood)
	Contact time: 2 minutes; air dry, no rinse step.	Contact time: 5 minutes; air dry then rinse with water.

For safety reasons, add bleach to water, not water to bleach. Do not mix liquid bleach with other cleaning products or ammonia, which may release hazardous gases into the air.




Other Sanitizers & Disinfectants: How to Know if they are Approved?



Manufacturers of sanitizers with different active ingredients, such as quaternary ammonium, also make approved products. To determine if a product is approved for use in childcare facility verify:

- The chemical has an Environmental Protection Agency (EPA) registration number and is registered with the Colorado Department of Agriculture. Go to this website to check: <http://state.ceris.purdue.edu/>.
- The chemical is labeled for use on food contact surfaces without a subsequent rinse step.
- The chemical must be used in accordance with the EPA labeled instructions including:
 - ✓ Concentration
 - ✓ Contact Time
 - ✓ Method
 - ✓ Surfaces
- You may also ask your health inspector if a product is an approved sanitizer or disinfectant.






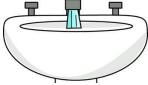


Cleaning, Sanitizing, and Disinfecting Schedule

Classroom & Food Areas	Clean	Sanitize	Disinfect	Frequency	Sanitizer Concentration	Contact Time
Countertops and Tabletops	X	X		Daily and when soiled	50-200 ppm chlorine	2 minutes
Food Preparation and Service Surfaces 	X	X		Before and After contact with food activity; between preparation of raw and cooked foods	50-200 ppm chlorine	2 minutes
Utensils, Plates, and Cups 	X	X		After each use or use disposable, one-time utensils	50-200 ppm chlorine	2 minutes
Cribs and Crib Mattresses 	X	X		Sanitize: Weekly, before use by a different child Disinfect: When-ever soiled or wet	50-200 ppm chlorine	2 minutes
Napping Equipment (Sheets & Mats)	X	X		Sanitize: Weekly, before use by a different child, daily if stored touching Disinfect: when-ever soiled or wet	50-200 ppm chlorine	2 minutes

General Facility Areas	Clean	Sanitize	Disinfect	Frequency	Disinfectant Concentration	Contact Time
Waste and Diaper Containers 	X		X	Daily	≥ 2400 ppm chlorine	5 minutes. Must rinse with water after contact time.
Any Surface Contaminated with Bodily Fluids 	X		X	Immediately if visibly soiled	≥ 2400 ppm chlorine	5 minutes. Must rinse with water after contact time.* <i>*If surface might get mouthed such as a toy then must follow with a wash, rinse, and sanitize after contact time.</i>

Cleaning, Sanitizing, and Disinfecting Schedule

Toys	Clean	Sani- tize	Disinfect	Frequency	Sanitizer Concentration	Contact Time
Mouthed Toys 	X	X		After each child's use and daily	50-200 ppm chlorine	2 minutes
Dress Up Clothes 	X			Launder weekly and when visibly soiled	NA	NA
Cloth Toys (Machine Washable) 	X			Launder weekly and when visibly soiled	NA	NA
All Other Toys	X	X		Weekly and when visibly soiled	50-200 ppm chlorine	2 minutes

Toilet and Diapering Areas	Clean	Sanitize	Disinfect	Frequency	Disinfecting Concentration	Contact Time
Hand Washing Sinks 	X		X	Daily	≥ 2400 ppm chlorine	5 minutes. Must rinse with water after contact time.
Toilet Seats, Handles, Bowls 	X		X	Daily, immediately if visibly soiled	≥ 2400 ppm chlorine	5 minutes. Must rinse with water after contact time.
Door Knobs, Floors	X		X	Daily, immediately if visibly soiled	≥ 2400 ppm chlorine	5 minutes. Must rinse with water after contact time.
Diaper Changing Table 	X		X	After each child's use	≥ 2400 ppm chlorine	5 minutes. Must rinse with water after contact time.